



Center for  
Technology and Aging

## Technologies for Remote Patient Monitoring for Older Adults

*Position Paper  
April 2010*



# Table of Contents

Executive Summary .....	2
Introduction .....	3
Overview of Remote Patient Monitoring.....	4
Opportunities for Remote Patient Monitoring.....	5
Chronic Disease Management .....	6
Post-Acute Care Management.....	7
Patient Safety Monitoring and Injuries.....	15
Discussion .....	22
Appendix A:.....	24
Remote Patient Monitoring Detailed Process	
Appendix B:	
List of Abbreviations .....	25
References.....	26

## Executive Summary

A majority of older adults are challenged by chronic and acute illnesses and/or injuries. Eight out of ten older Americans are living with the health challenges of one or more chronic diseases.<sup>1</sup> In addition, falls are the most common cause of nonfatal injuries and of hospital admissions for trauma among older adults. Remote patient monitoring (RPM) technologies have been shown to be effective in helping to manage chronic disease, post-acute care, and monitoring the safety of the older adult population. RPM technologies can help older adults slow the progression of chronic disease and ensure continued recovery after being discharged from an acute care setting. RPM technologies also can alert caregivers and prompt intervention when a vulnerable older adult is injured or in harm's way.

A number of RPM technology-enabled innovations can improve the health and independence of older adults. This paper discusses two areas of opportunity for remote patient monitoring in this population: 1) chronic disease management and post-acute care management and 2) patient safety. In alignment with the mission of the Center for Technology and Aging, this paper will focus on technology-enabled innovations aimed predominantly at improving the health of older adults and promoting independent living in community-based, home, and long-term care settings. Such technologies are used by patients and caregivers principally to improve self-management of care and enhance communication of patient

Greater access to proven remote patient monitoring technologies can lead to safer, more effective monitoring of health and safety among older adults.

information to clinicians. The technologies described in this report should be viewed as a limited sample and not an exhaustive list.

The U.S. health care system could reduce its costs by nearly \$200 billion during the next 25 years if remote monitoring tools were used routinely in cases of congestive heart failure, diabetes, chronic obstructive pulmonary disease (COPD), and chronic wounds or skin ulcers.<sup>2</sup> While chronic disease, post-acute care and injuries are not limited to this population, older adults are disproportionately affected by such problems. Greater access to proven RPM technologies can lead to safer, more effective monitoring of health and safety among older adults. While RPM solutions that reduce the cost and burden of illness among older adults currently exist, most are still widely underutilized and represent an untapped resource for reducing costs and increasing quality of life. This paper discusses the benefits of broader diffusion of proven RPM technologies for older adults with chronic health conditions, their family caregivers, the long-term care workforce, and society at large.

## Introduction

The Center for Technology and Aging is devoted to helping California and the nation more rapidly implement technologies that help older adults lead healthier lives and maintain their independence. Of the many potential technology areas, this paper focuses on advancing technologies that improve Remote Patient Monitoring (RPM).<sup>3</sup> In January 2010, the Center launched its RPM Initiative, which includes the Center's RPM Diffusion Grants Program.

The Center's RPM Initiative aims to increase use of technologies that:

- Reduce the use of emergency department and hospital services by older adults (60+ years old).
- Enable independent living and the ability to live in the setting of one's choice.
- Lead to improvements in the cost and quality of care.
- Reduce the need for older adults to move to more intensive, high-cost care settings.
- Reduce the burden on formal and informal caregivers.
- Work in the home, as well as in long-term and post-acute care settings.

These technologies include integrated and stand-alone remote monitoring devices for

chronic disease management, post-acute care management, and patient safety monitoring for wandering and falls.

This paper identifies and describes issues and opportunities for the RPM Diffusion Grants Program and related initiatives. It provides an overview of the RPM process, and discusses two areas of opportunity for RPM in older adults: 1) chronic disease management and post-acute care management and 2) patient safety. Examples of technologies that support each area also are described. The Center believes that examples help to transform the abstract into the concrete. However, the technologies mentioned in this report should be viewed as a limited, illustrative sample, rather than an exhaustive list.

Many research sources informed and guided this work, including articles published in peer-reviewed journals, research and position papers from government and non-government Web sites, views expressed in expert panels and informant interviews, and pre-existing research reports from the Health Technology Center and the New England Healthcare Institute. The Center views this position paper as a starting point for discussion and expects to build on this foundation by collaborating with and learning from stakeholders who bring their extensive knowledge, experience, and innovative ideas around diffusion of RPM.

# Overview of Remote Patient Monitoring

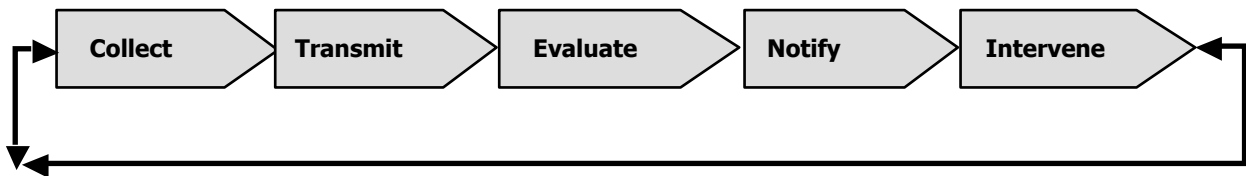
Remote patient monitoring refers to a wide variety of technologies designed to manage and monitor a range of health conditions. Point-of-care monitoring devices — such as weight scales, glucometers, implantable cardioverter-defibrillators, and blood pressure monitors — may individually collect and report health data. They also may become part of a fully integrated health data collection, analysis, and reporting system that communicates to multiple nodes of the health system. Such integrated systems provide alerts when health conditions decline, allowing patients, caregivers, and clinicians to intervene quickly and modify treatment plans as needed.

Figure 1 describes the RPM process in five steps: Collect, Transmit, Evaluate, Notify, and Intervene. RPM technologies can collect data actively or passively by interacting with the patient. Data can include vital signs and other physiological data, blood glucose levels, responses to specific health condition questions, and general health questions as well as patient location. Data are then packaged, delivered, and received by providers, family

caregivers, and third parties via different modes of communication. Algorithms and/or healthcare workers review the data and determine whether there are any areas for concern. If needed, family caregivers, clinicians, third parties or the patients themselves are notified of a potential problem through either the device itself or an intermediary health care worker. They can then take action if an intervention is needed. For the purposes of the paper and the RPM Diffusion Grants Program, the Center is interested in technologies that complete the full RPM process by providing end-to-end communication among the patient, caregivers, health care professionals and/or third parties. (See Appendix A for a detailed review of the RPM process and optimal outcomes for each step.)

Information and communication are the glue that holds the RPM process together, helping to ensure successful outcomes. The process depends on accurate, complete and timely information. If valuable information is inaccessible or ignored, the ability to respond appropriately and optimize the treatment regimen can be hampered.


**Figure 1: Remote Patient Monitoring Process**



## Opportunities for Remote Patient Monitoring

A majority of older adults are challenged by chronic and acute illnesses and/or injuries. Hence, chronic disease management, post-acute care management, and safety monitoring are three important applications of RPM technologies for the older adult population. RPM technologies can help slow progression of chronic disease and ensure continued recovery after being discharged from an acute care setting. RPM technologies also can alert caregivers and prompt intervention when a vulnerable older adult is injured or in harm's way.

After providing a high-level snapshot, each of these opportunity areas will be described, along with several respective example technologies. Note that these opportunities and example technologies should serve as a starting point for consideration, and are not meant to represent all RPM possibilities and technologies.



# ✕ Opportunities for Remote Patient Monitoring

## Chronic Disease Management

Chronic diseases such as diabetes, asthma, heart disease, and COPD, are pervasive, burdensome, and costly in the older adult population.

- Eight out of ten older Americans are faced with the health challenges of one or more chronic diseases.<sup>4</sup>
- Chronic disease is responsible for 60% of deaths worldwide.<sup>5</sup>
- Chronic disease accounts for three-quarters of America's direct health expenditures.<sup>6</sup>
- People with chronic disease cost 3.5 times as much to serve compared to others, and account for 80% of all hospital bed days and 96% of home care visits.<sup>6</sup>

Many people have the potential to live long, active lives despite the presence of a chronic health condition. If these conditions are detected early and managed and monitored diligently, many can avoid serious health complications and avoid the attendant costs. Because of the significant opportunity to maintain independence, prevent health complications and reduce expenditures, chronic disease management has been the focus of many recent health and home care innovations. RPM technologies have enabled or supported many of these innovations. According to Coye et al. 2009, RPM technologies can facilitate six components of chronic disease management:

- (1) early intervention—to detect deterioration and intervene before unscheduled and preventable services are needed;
- (2) integration of care—exchange of data and communication across multiple co-morbidities, multiple providers, and complex disease states;
- (3) coaching—motivational interviewing and other techniques to encourage patient behavioral change and self-care;
- (4) increased trust—patients' satisfaction and feelings of "connectedness" with providers;
- (5) workforce changes—shifts to lower-cost and more plentiful health care workers, including medical assistants, community health workers, and social workers; and
- (6) increased productivity—decreased home visit travel time and automated documentation.<sup>7</sup>

This suggests that RPM technologies can play six functional roles in chronic disease care as seen in Figure 2.

**Figure 2: Roles and Benefits of RPM Technologies in Chronic Disease Management**

(Source: Adapted from Coye et al., 2009)<sup>7</sup>

Functional Role	Benefits
Early Warning System	Prompts early intervention when health status deteriorates.
Care Integrator	Integrates a complex web of caregivers who might not otherwise communicate and collaborate for the health of an older adult.
Progress Tracker	Promotes evidence-based health care and self-care. Reduces duplication of health services.
Confidence Builder	Reinforces self-efficacy and confidence that selected health behaviors will lead to selected health goals.
Capacity Builder	Increases the capacity of individuals (patients and lower-skilled informal and formal caregivers) to provide more highly skilled care. Enables less centralized and more distributed care.
Productivity Amplifier	Increases the ability to do more with less and to avoid duplication of services.

## Opportunities for Remote Patient Monitoring

### Post-Acute Care Management

Post-acute care management, such as care management after a hospital stay, is in need of improvement. Without home-care tools or the ability to navigate a complex web of care providers and care settings, many recently hospitalized older adults do not recover as expected. This “perfect storm” of home- and self-care challenges too often results in hospital readmissions within weeks after discharge, greater utilization of health care than necessary, and reductions in independence.

Because of the significant opportunity for improvement, hospital readmission rates are currently a key focus area for health systems and health policy initiatives. According to a

recent MedPac study, 17.6% of all Medicare hospital admissions are readmissions, and a majority of these are avoidable. Readmissions cost \$15 billion annually. If successfully prevented, Medicare could save \$12 billion of the \$15 billion in readmissions costs.<sup>8</sup>

Factors that contribute to excessive hospital readmissions include service fragmentation and poor communication among and between health care settings and care providers, as well as poorly delivered and/or understood discharge instructions and follow-up.

Personal health records and RPM technologies support or enable care models that reduce avoidable readmission rates by improving



## ✕ Opportunities for Remote Patient Monitoring

### Post Acute-Care Management

coordination across the continuum of care and promoting seamless transitions from the hospital to home, skilled nursing care, or home health care. Similar to applications in chronic disease management, RPM technologies enable better post-acute care self-management, early intervention, and other improvements mentioned in the previous section.



## ✕ Opportunities for Remote Patient Monitoring

### Chronic Disease and Post-Acute Care Remote Patient Monitoring Technologies

RPM devices have been shown to increase patients' roles in the management of their own health, improved chronic disease management, and reduced acute episodes. Using a variety of integrated or stand-alone RPM devices, up-to-date information on patients' chronic disease and/or post-acute care status (including vital signs, heart rate, blood glucose levels, medication management, mental health, physical and cognitive fitness) and other data can be transmitted to family caregivers, providers, and other third parties. Clinicians or other properly trained individuals can then intervene by providing coaching or adjusting the course of treatment.

Currently, several different types of integrated RPM devices exist. These devices act as an aggregator of information from multiple peripheral devices (e.g., blood pressure cuff, scale, glucose monitor, pulse oximeter, prothrombin time/international normalized ratio [PT/INR] meter, thermometer,

electrocardiogram ECG, peak flow meter, stethoscope, pedometer) that transmit or plug directly into integrated technologies. Many integrated devices are activated daily by the patient or caregiver. They ask patients to answer a series of questions, collect and report peripheral device data, provide educational information, and even support audio or visual contact with clinicians for real-time intervention or assistance.

Some instruments also can self-activate and alert patients and caregivers that a test or medication must be taken. Data are subsequently transferred to health care professionals, where they are triaged through patient-specific algorithms to categorize risk and alert appropriate caregivers and clinicians when answers and/or data exceed predetermined values. Many of these tools store previous test results through a specific device program or a Web-based program.

# ✕ Opportunities for Remote Patient Monitoring

## Chronic Disease and Post-Acute Care Remote Patient Monitoring Technologies

RPM devices also provide patient education via reading or hearing health tips. Devices can be a conduit of communication between patients and healthcare professionals through audio and/or visual settings, allowing for real-time intervention, coaching, and patient education.

Patients have highly varied needs for RPM technologies. Some patients want a simple, inexpensive, portable technology, while others may require an expensive, integrated, home-

based technology. There is a wide spectrum of technologies in between, from simple to complex, that meet the needs of nearly all patient segments in the most appropriate way. The ability to augment patient self-management tools and skills is critical to the value of integrated RPM devices. This can be accomplished in a variety of ways, as described in Figure 3.

**Figure 3: Self Management Capabilities in RPM Devices<sup>9</sup>**

<b>RPM capabilities</b>	<b>Resultant Support via Technology</b>
Managing therapeutic processes	<ul style="list-style-type: none"> <li>- Disease knowledge</li> <li>- Vital signs and self-reporting</li> <li>- Take medication</li> <li>- Rules of conduct</li> <li>- Physiotherapy</li> </ul>
Managing health and preventive behavior	<ul style="list-style-type: none"> <li>- Nutrition</li> <li>- Physical exercise</li> <li>- Cognitive exercise</li> <li>- Social interaction</li> <li>- Stress reduction</li> </ul>
Managing the role of the chronically ill patient	<ul style="list-style-type: none"> <li>- Dynamics of health status and disease progress</li> <li>- Navigating the health care system</li> <li>- Relationship to health care professionals</li> <li>- "Action plans"</li> </ul>
Managing daily life	<ul style="list-style-type: none"> <li>- Maintain autonomy in daily life</li> <li>- Deal with disease related implications</li> <li>- Support in daily life by friends, family members and informal helpers</li> </ul>
Managing crises	<ul style="list-style-type: none"> <li>- Be prepared for crises</li> <li>- Recognize crises</li> <li>- Call for help</li> </ul>

# Opportunities for Remote Patient Monitoring

## Chronic Disease and Post-Acute Care Remote Patient Monitoring Technologies

Numerous health care organizations are now fielding RPM-enabled programs for chronic disease management. Examples for this paper are drawn from Kaiser Permanente, Group Health of Puget Sound, and the Veterans Health Administration (VHA). The VHA has broadly deployed a range of RPM technologies in 50 different health management programs across 18 Veterans Integrated Service Networks<sup>10</sup> and conducted various studies showing improved chronic disease management, cost savings, and reduced hospital admissions and Emergency Department (ED) visits.

Specifically, since 2000, VHA researchers have evaluated the use of one device, the Health Buddy, through a number of studies that vary in study design, patient population, and size. The Health Buddy is a stationary integrated RPM device that utilizes peripheral devices including scale, blood pressure monitor, glucose meter, pulse oximeter, and peak flow meter readings. Additionally, it contains a series of questions and dialogues addressing the patient's mental, physical, and cognitive health. Appropriate risk intervention dialogues can be assigned based on individual patient needs. Health Buddy has received NCQA certification for 10 programs: asthma, cancer, coronary artery disease, CHF, COPD, chronic pain, depression, diabetes, hypertension, and pediatric asthma.

Findings from comparative studies conducted on 17,025 patients enrolled in the VHA Care Coordination/Home Telehealth (CCHT) program in 2006 and 2007 show a 25% reduction in bed days of care, 20% reduction in numbers of admissions, and mean satisfaction score rating of 86%.<sup>11</sup> Figure 4 shows the percent decrease in healthcare utilization by chronic condition. The cost of the program is \$1,600 per patient per annum. This compares with direct cost of VHA's home-based primary care services of \$13,121 per patient per annum, and market nursing home care rates that average \$77,745 per patient per annum.<sup>11</sup>

**Figure 4: Outcomes: VHA Care Coordination/Home Telehealth 2004-2007<sup>11</sup>**

Condition	# of Patients	% Decrease Utilization
Diabetes	8,954	20.4
Hypertension	7,447	30.3
CHF	4,089	25.9
COPD	1,963	20.7
PTSD	129	45.1
Depression	337	56.4
Other Mental Health	653	40.9
Single Condition	10,885	24.8
Multiple Conditions	6,140	26.0

# Opportunities for Remote Patient Monitoring

## Chronic Disease and Post-Acute Care Remote Patient Monitoring Technologies

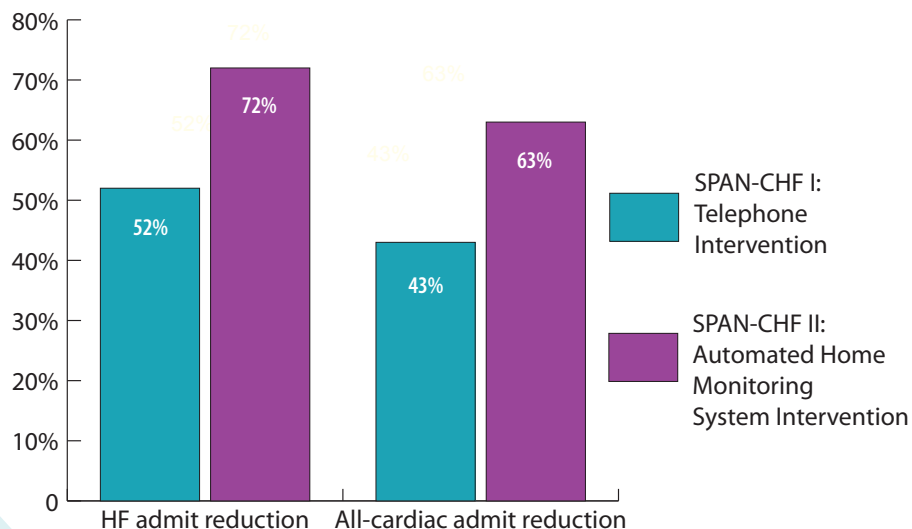
The VHA's underlying health information infrastructure, coupled with a strong commitment to standardized work processes, policies and training, have combined to support an increase in CCHT patients from 2,000 to 31,570 from 2003 to 2007. VHA plans to increase its non-institutional care (NIC) services 100% above 2007 levels to provide care for 110,000 patients by 2011, or 50% of its projected NIC needs. VHA's experience is that an enterprise-wide RPM implementation is an appropriate and cost-effective way to manage chronic care patients in both urban and rural settings.

The use of RPM technologies in reducing hospital readmissions for post-acute patients with the goal of reducing readmissions also has been studied and evaluated. In patients released from the hospital with heart failure, the Specialized Primary and Networked Care in Heart Failure (SPAN-CHF I) disease

management program conducted a randomized control trial evaluating a nurse-run disease management (DM) program using weekly telephone calls to prevent readmission of heart failure patients. A follow-up study, SPAN-CHF II, investigated the use of DM along with an automated home monitoring (AHM) system to further evaluate reductions in readmissions. As shown in Figure 5, the study found that the combination of these two interventions — in-home monitoring and coaching — after hospitalization for congestive heart failure (CHF) reduced rehospitalizations for heart failure by 72%, and all cardiac-related hospitalizations by 63%.<sup>12,13</sup>

The AHM utilized an interactive scale, blood pressure cuff, text messaging system, and the Bosch Health Buddy device described above. The Health Buddy is one of seven major integrated devices currently on the market, all of which are summarized in Figure 6.

**Figure 5: Preventing Readmissions: SPAN-CHF I and II Studies<sup>12,13</sup>**



**Figure 6: Examples of Integrated Home Health Monitoring Devices**

<b>Device</b>	<b>Organization</b>	<b>Description</b>
Health Buddy	Bosch	Over 30 programs where patients answer a series of questions about their health and wellbeing. Data transmitted via telephone line or Ethernet connection to a secure data center. The data are then available for review on the Web-based Health Buddy Desktop. Patient responses are color-coded by risk level as High (red), Moderate (yellow), and Low (green), prompting intervention when needed. Care managers can send texts under 150 characters straight to the device. Peripheral devices include: scale, glucose meter, peak flow meter, blood pressure cuff, pulse oximeter.
Telestation	Philips	Patients answer health assessment survey questions. Data are transmitted from wireless peripheral devices to the telestation. Information is then transmitted through the phone line to health care professionals. Peripheral devices include: scale, blood pressure meter, glucose meter, pulse oximeter, rhythm strip recorder.
Genesis DM	Honeywell	Web-based system with customizable subjective disease-related queries for patients. Two-way audio allows healthcare professionals and patients to communicate. Peripheral devices include: stethoscope, scale, blood pressure meter, glucose meter, pulse oximeter, thermometer, PT/INR meter, peak flow meter.
Intel's Health Guide PHS6000	Intel	Combines in-home patient device with an online interface. Patients and caregivers interact using two-way audio and video. A multimedia education library can be found on the system. Peripheral devices include: blood pressure monitors, glucose meters, pulse oximeters, peak flow meters, weight scales.
LifeView	American TeleCare	Combines patient monitoring and interactive video, allowing healthcare professionals to monitor the status of the patients. Data are collected from peripheral devices and the LifeView Patient Monitors, and are then transmitted through telephone line or broadband connection. Two-way audio/video allow clinicians and patients to communicate. Peripheral devices include: stethoscope, scale, blood pressure meter, glucose meter, pulse oximeter, thermometer, PT/INR meter.
Ideal LIFE Pod	Ideal Life	Data are collected from peripheral devices and the Ideal LIFE Pod, which then transmits data through an analog phone line. Peripheral devices include: blood pressure meter, glucose meter, scale pulse oximeter, peak flow meter, pedometer, chair scale.
Healthanywhere	Healthanywhere Inc.	Platform offered in various devices including a home tablet, kiosk, and smartphone application. Data from peripheral devices are transmitted using bluetooth. Additional features include calendars, reminders, questionnaires, and two-way video through kiosks that link patients with healthcare professionals. Data can be viewed by healthcare professionals and users and is also integrated with Microsoft's HealthVault. Peripheral devices include: blood pressure cuffs, glucose meter, and scales.

# Opportunities for Remote Patient Monitoring

## Chronic Disease and Post-Acute Care Remote Patient Monitoring Technologies

Integrated devices are expected to grow in capabilities and scope to include monitoring from sensors and other streams of continuous data. Information regarding environmental safety, such as the temperature of a patient's home, monitoring appliances for activity, and security systems, are beginning to be merged with patient monitoring in integrated devices. Behavioral safety devices, including sensors to monitor falls and location devices to track wandering, can also stream data into integrated devices. These expanded combinations offer patients and caregivers access to a broader array of both patient and environmental data.

While there are an increasing number of integrated devices, many RPM devices

effectively function independently. One of the most prevalent forms of standalone RPM devices are physiological cardiac devices, such as Pacemakers, Implantable Cardioverter Defibrillators (ICDs), and Cardiac Resynchronization Therapy devices (CRTs). These devices can provide continuous, real-time tracking and analysis of patients' heart rhythms as well as device components, like battery life and lead function. Physiological cardiac RPM devices have demonstrated many benefits, including reduced in-person clinic visits, early detection of health problems, increased patient satisfaction, and potential cost savings.<sup>15</sup> A comparison of four representative continuous cardiac RPM technologies is presented in Figure 7.

**Figure 7: Comparison of Continuous Cardiac Remote Patient Monitoring Technologies**  
(adapted from Burri and Senouf, 2009)<sup>16</sup>

	<b>Biotronic Home</b>	<b>Medtronic CareLink</b>	<b>Boston Scientific Latitude</b>	<b>St. Jude Merlin.net</b>
Wireless communication with implanted device	Radiofrequency	Radiofrequency	Radiofrequency	Radiofrequency
Data transmission	GSM network	Analog phone line	Analog phone line	Analog phone line
Transmitter	Mobile	Stationary	Stationary	Stationary
Frequency of transmissions	Daily follow up; Alert events	Scheduled follow up; Alert events	Scheduled follow up; Alert events	Scheduled follow up; Alert events
Physician notification	SMS, e-mail, fax	SMS, e-mail	Fax, phone	Fax, e-mail, SMS
Special features	Alerts fully configurable online; Wireless pacemakers	OptiVol lung fluid status alert; Configurable red and yellow alerts	Optional wireless weight scales and blood pressure cuffs	EHR data export capability Alerts fully configurable online; Possibility of sending automated phone calls to patients

# Opportunities for Remote Patient Monitoring

## Chronic Disease and Post-Acute Care Remote Patient Monitoring Technologies

Most large cardiac physiological monitoring device manufacturers use Radio Frequency Identification (RFID) to wirelessly transmit data from the device to a base station, which can be stationary or mobile. Such transmissions are either manually requested by a patient using a wand tool, or automatically uploaded to the base station without patient involvement. Base stations then transmit data via an analog phone line ("landline") or Global System for Mobile Communications network (GSM, or cellular phone networks) to the clinician. Transmission to the clinician can occur daily or on a scheduled basis. Acute events, like shock administration by the device, trigger an alert to the clinician. Clinicians can receive alerts via SMS text messaging, e-mail, fax or phone. Clinicians can then investigate patient data to decide whether the patient should come into the hospital or stay at home. Some devices have the ability to create specific alerts for individuals, accessing and configuring alerts online, and stratifying risk. Other unique features include measuring lung fluid levels and generating alerts (Medtronic CareLink), using wireless peripheral devices like weight scales and blood pressure cuffs (Boston Scientific Latitude), and exporting data directly into electronic health records (EHRs) (Boston Scientific Latitude, St Jude Merlin.net).

According to the American College of Cardiology (ACC)/American Heart Association (AHA)/Heart Rhythm Society (HRS) guidelines, patients obtain many benefits from the use of stand-alone cardiac RPM devices.<sup>17</sup> Preliminary results from the TRUST trial, which analyzed remote monitoring of patients using Biotronik ICDs,

found that remote monitoring reduced the number of in-person clinic visits by 43%.<sup>18</sup> The trial also demonstrated no significant difference in terms of patient safety between in-person clinic visits and remote monitoring. Reduction of in-person visits depends on the severity of the patient's illness and the implanted device. It should be noted, given the nature of patients' conditions who use CRTs, a reduction of in-person clinic visits may not be appropriate for this population.

Continuous Cardiac RPM technologies will increase automation processes and accessibility of data to patients and clinicians. The Biotronik device is the first to allow for automatic upload of patient data to the clinician. This automation will ensure transmission of data at appropriate intervals and allow for increased frequency of transmission. The portable base station, which can be worn by patients, and the use of GSM networks to transmit data can improve the frequency of transmission as patients are not required to be in the same location as the stationary base station and/or landline ports.

In the future, closed-loop systems will permit devices to administer or adjust treatment based on sensor readings. Improved sensor development will create a more robust and accurate data set. Many continuous cardiac devices are capable of becoming closed loop systems. Such systems will emerge as algorithms and alert systems mature, error signals decrease, and remote overview by physicians becomes seamless. As the number of older adults implanted with cardiac devices grows, device communications and capabilities will mature.

# ✕ Opportunities for Remote Patient Monitoring

## Patient Safety Monitoring and Injuries

To promote safety and prevent injuries among older adults, many technology developers are focusing their attention on RPM technologies that detect and ultimately prevent falls and wandering. The incidence of falls among older adults is high, as are the associated health care costs. Additionally, older adults with dementia are at increased risk of both falling and wandering. In a study of 100 people with dementia, patients fell over 400 times per year<sup>19</sup> and estimates of wandering ranged from 6 to 100%.<sup>20</sup> Unsafe wandering and elopement have many negative consequences, including injury to oneself or others and even death.

According to Lohr, "Falls are so harmful to the elderly and so costly to society that if falling were a disease, it would be deemed an epidemic."<sup>21</sup>

- Hip fractures are a major contributor to death, disability, and diminished quality of life among older adults.
- In 2004, falls were the leading cause of injury deaths among older adults and were responsible for about 14,900, or almost 43%, of all unintentional injury deaths in this age group.<sup>22</sup>
- Fall-related death rates rose sharply with increasing age and the greatest increase occurred after age 79.<sup>22</sup>

"Falls are so harmful to the elderly and so costly to society that if falling were a disease, it would be deemed an epidemic."

- Falls are the most common cause of nonfatal injuries and of hospital admissions for trauma among older adults.<sup>22</sup>
- Over 1.8 million seniors were treated in U.S. hospital emergency departments for fall injuries, and one out of four was subsequently hospitalized.<sup>22</sup>
- Getting help quickly after a fall reduces risk of hospitalization by 26%<sup>21</sup> and death by over 80%.<sup>24</sup>
- Those who fall are 2 to 3 times more likely to fall again.<sup>25</sup>



# Opportunities for Remote Patient Monitoring

## Patient Safety Monitoring Technologies

Fall detection, fall prevention, and location tracking technologies monitor patients in terms of their location, balance, and gait. Such devices allow caregivers and other parties to assess patient mobility and safety. Fall detection technologies actively or passively evaluate whether a fall has taken place and alert others that an individual has fallen. Fall detection technologies include personal emergency response systems (PERS) and passive sensors. Fall prevention technologies measure gait and balance in order to predict the likelihood of falls. Many fall prevention technologies are currently in the developmental stage and utilize pressure and other types of sensors embedded in the user's shoe, cane or other assistive technology. Location tracking technologies enable caregivers and others to locate older adults who are prone to wandering. Location tracking technologies employ numerous tracking techniques, including Wi-Fi, GPS, cellular networks, and radio frequencies located in a device worn by or collocated next to the user. Tracking devices vary by tracking technique, signal activation, involvement of third parties, and level of acuity for device activation. The keys to success for these safety technologies are the patient-specific alert mechanisms and support services.<sup>26</sup>

### Fall Detection Technologies

The primary goals of fall detection technologies are to distinguish falls from activities of daily living (ADL) and then contact authorities who can quickly assist the individual. Fall detection systems can be active, passive or a combination. Active systems, such as PERS,

are devices that users must activate to obtain assistance, most commonly by pushing a button or pulling a cord. Passive systems involve the use of sensors to continuously monitor movement, while utilizing specific algorithms and alert systems to inform caregivers and others of potential falls. Users do not need to activate passive systems as they automatically detect a fall and contact help. Motion and pressure sensors can be placed around the living facility on walls, ceilings, and floorboards, and furniture while location and position sensors, like accelerometers and gyroscopes, can be placed on older adults themselves. Some passive systems contain a back-up active system where users can activate the device for assistance.

Many types of PERS require patients to activate an alarm for assistance. Devices can be stationary (pull cords and emergency buttons) or portable (necklaces or bracelets). After activation, the device communicates with a transmitter, which relays the information, often through the phone line, to a third-party vendor at a monitoring center. Here, third parties assess the situation, contact appropriate parties for further assistance, and often initiate audio communication with the older adult through the telephone or another portable or fixed transmitter device. Users typically pay for the monitoring equipment as well as a monthly service plan for access to third-party support. User activation, especially with stationary PERS, can cause difficulties if an older adult falls and is not within reach of the device. Portable systems can also pose a challenge to activate

# Opportunities for Remote Patient Monitoring

## Patient Safety Monitoring Technologies

if an individual falls or becomes incapacitated. Portable PERS also require that the older adult always wear the device. Dementia or other cognitive ailments may cause the user to forget to wear or activate the device. Bulky, less attractive systems also discourage the user from wearing it, as they may find the device uncomfortable or embarrassing.

Passive fall detection technologies utilize a variety of sensors, including motion and pressure sensors, accelerometers, and gyroscopes to monitor location, position, immobility, speed of motion, and distance covered. Passive sensor technologies automatically detect falls and promptly alert the appropriate parties. Different types of sensors can be used to detect movement, including motion sensors affixed to the walls of users' homes, accelerometers and gyroscopes attached to the user, and pressure sensors in the floorboards underneath carpet.<sup>27</sup> Algorithms are utilized to set thresholds for alert notification tailored to each older adult by monitoring patterns of movement and behavior. For example, a data pattern can assist with detecting urinary tract infections through frequency of bathroom visits at night or throughout the day. Such technology also can signal that individuals may need to move to a higher acuity setting or that they should consider using mobility assistive technologies if patterns change and mobility begins to deteriorate. System dashboards integrate individual and multiple user data in an easy-to-monitor format. Dashboards can stratify alert notifications based on severity, which can be

particularly valuable for assisted or independent living communities that monitor several people at once.

Sensitivity and specificity of passive fall detection technologies is increasing. One study found that use of an accelerometer device can discriminate between falls and ADLs with a sensitivity of 97.5% and a specificity of 100%.<sup>28</sup> More recently, smart phone applications, such as Android's iFall, have emerged for fall detection. The Android phone contains a tri-axial accelerometer, which is used to monitor the user's location and position. While older adults must carry the device at all times, several variables — threshold-based algorithms; user information on height, weight, and level of activity; and unique user phone movements — are taken into account when evaluating whether a fall occurred.<sup>29</sup> If a potential fall occurs, iFall sends a notification to the user. If there is no response from the user, the system sends a text message to pre-specified contacts. Upon response from the contact, iFall automatically turns on the user's speakerphone and contacts medical help if needed.

As algorithms and sensor technologies mature in fall detection technologies, patterns may emerge that correlate to an immediate likelihood of falling. This could potentially predict when a fall will occur moments before one does and can alert caregivers or the individual themselves for further assistance. Representative fall detection and prevention systems are presented in Figure 8.

**Figure 8: Fall Detection and Prevention Systems**

<b>Fall Detection Systems</b>	<b>Active or Passive</b>	<b>Description</b>	<b>Examples</b>
Alarm with fixed or portable receiver and transmitter	Active	Personal Emergency Response systems require older adults to activate a call button, which can either be stationary in a room or portable worn by the user. Some devices activate third party audio communication with the patient to address the situation and can contact the appropriate parties for further assistance.	Stationary: Pull cords, stationary emergency buttons. Portable: Emergency necklaces, bracelets.  Philips Lifeline, MedicalAlarm.com
Location and position sensors with algorithms	Passive	Sensors, like accelerometers and gyroscopes, are connected to the user and detect user's location and position in relation to the ground. Preset algorithms determine if movement is out of the scope of activities of daily living and is considered a fall. Software alerts third party or caregiver to potential fall.	Android Application iFall, Speedy, Fallsaver, Wellcore
Motion Sensors and pressure sensors with algorithms	Passive	Motion sensor units are placed around the user's house or apartment on the walls or on the ground. Sensors continuously track user's motion. Preset algorithms determine whether user has fallen by analyzing immobility where users remain still in one area for longer than the allotted time. Software alerts third party or caregiver to potential fall.	GE's QuietCare, myhalo, GrandCare Systems
Gait and balance monitors with algorithms	Passive	Pressure and motion sensors, accelerometers, and gyroscopes are used in devices attached to users or assistive technologies to monitor gait and balance. Sensors detect patterns in movement, establishing threshold based fall risk algorithms. Software alerts third party or caregiver to fall risk potential.	Smart cane, iShoe

# Opportunities for Remote Patient Monitoring

## Patient Safety Monitoring Technologies

### Fall Prevention Technologies

Aside from in-person and video visits to observe gait patterns and diagnose mobility issues, most of the gait and balance technologies are in the development phase and have not been thoroughly evaluated or experienced widespread deployment. Such technologies are expected to predict likelihood of falls by passively observing movement and gait patterns as well as pressure distribution. Researchers at MIT created the iShoe insole, which uses pressure sensors and an algorithm to monitor patient balance and gait to predict the likelihood of falls.<sup>30</sup> The device originally was created to monitor balance in astronauts returning from space. Researchers are also looking to develop a closed-loop system where a given pressure distribution can be modified through the shoe, causing the individual to lean or move in a slightly different direction. Another device in the developmental stage utilizes a wearable 3D accelerometer and 2D gyroscope. Results from a study found that falls can be detected 700 ms before the impact occurs with 100% specificity and 95.2% sensitivity.<sup>31</sup> Immediate detection right before a fall occurs promotes the use of fall impact reduction systems like inflatable airbags for hip protection.<sup>32</sup>

Fall prevention monitoring technologies affixed to assistive technologies can provide additional information on appropriate use of assistive devices. Improper use of assistive technologies, like canes and walkers, accounts for a large proportion of falls. The SmartCane System is an

example of an assistive technology combined with gyroscopes, accelerometers, and pressure sensors to monitor proper use of canes and evaluate fall potential among older adults.<sup>31</sup> The sensors wirelessly transmit data via Bluetooth capabilities to monitoring devices like PDAs. Spotting misuse early and providing real-time feedback to users, caregivers, and clinicians may lead to fall prevention. Preliminary data have shown that data from these sensors, along with the wireless transmission, are capable of measuring and analyzing older adults' cane use.<sup>33</sup>

### Location Tracking Technologies

Location tracking technologies enable providers and family caregivers to locate older adults who are prone to wandering, such as those with Alzheimer's disease and other cognitive impairments. These technologies vary by range and accuracy of location due to selected tracking techniques, signal activation methods, and technology support systems. Costs for location tracking technologies can include the cost of the device, plus a monthly monitoring support fee.

Currently, several location tracking devices utilize different types of tracking techniques, such as GPS, Wi-Fi (Wi-Fi Positioning Service WPS), cell towers and cellular networks, national E9-1-1 system's U-TDOA, Zigbee, Bluetooth, and Radio Frequency. Some



## Opportunities for Remote Patient Monitoring

### Patient Safety Monitoring Technologies

tracking techniques work well outdoors and are less accurate indoors, while others cover a wide range or are limited in range. GPS technology location systems utilize satellites to locate individuals and can be worn directly by users or be placed in cars or other modes of transportation. GPS technologies are limited in the range they are able to effectively cover, as signals are often lost or depleted in areas of high-density overgrowth, inside buildings, and in places with less satellite coverage.

Some location tracking technologies provide an automatic stream of the user's location in various time intervals, while other devices require remote activation of the device by third parties or caregivers. The Alzheimer's Association Comfort Zone™, powered by Omnilink, provides an automatic stream of the user's location every 15 to 30 minutes. It can work with devices that use GPS, A-GPS, GSM and cellular technology to communicate location information. Family members and caregivers access information about the person's location by using the Internet or calling the monitoring center. Families can also decide on the level of monitoring needed, such as verifying location from a computer; receiving alerts when the person has traveled in or out of a zone; or seeking emergency assistance. Technologies that give providers and family caregivers the ability to continuously view the location of the older adult have the capacity to monitor mobile behavior.

Location information can be available to providers and family caregivers or to third party vendors and/or the authorities. Some location tracking devices (like EmFinders EmSeeQ and LoJack SafetyNet) require activation through the vendor, who then provides law enforcement personnel with location information of the older adult. Other devices provide algorithms with set alerts to notify providers, neighbors, family, and friends when the older adults leaves a certain area, as with Alzheimer's Association Comfort Zone™, powered by Omnilink, Quest Guard, and GPS Tracking and Navigation.

Integration of multiple tracking techniques with mobile phones and other devices is becoming commonplace. Google's Latitude is a software product utilizing GPS, Wi-Fi, cell phone towers or a combination of all three, which can be used on many cell phones. Tracking can be accessed through the computer or a compatible phone by anyone given permission to see the user's location. Google location alerts can send text messages when users have moved outside of a specific area. As tracking techniques have resolution or accessibility limitations in specific areas, hardware platforms and network infrastructures that utilize multiple techniques may make attractive options for location tracking.

**Figure 9: Location Tracking Devices for Wandering**

Location Tracking Device	Description	Tracking Technology
EmFinders EmSeeQ <a href="http://www.emfinders.com">www.emfinders.com</a>	<ul style="list-style-type: none"> <li>▪ Wearable device using cellular network to locate user</li> <li>▪ Once activated, the device sends its location to the nearest 9-1-1 PSAP operator, who dispatches nearby police or first responders</li> </ul>	Cellular Network utilizing U-TDOA
Alzheimer’s Association Comfort Zone™, powered by Omnilink <a href="http://www.alz.org/comfortzone">www.alz.org/comfortzone</a>	<ul style="list-style-type: none"> <li>▪ Uses GPS and cellular technologies integrated with a web-based application for online mapping to track people.</li> <li>▪ Families access a secure website and establish safety zones for user and receive email or text message alerts within 15-30 minutes</li> <li>▪ Families can receive user location update every two minutes for one hour through web-based application</li> </ul>	Cell towers, GPS
LoJack® SafetyNet™ <a href="http://www.lojacksafetynet.com">www.lojacksafetynet.com</a>	<ul style="list-style-type: none"> <li>▪ User wears portable Personal Locator Unit (PLU) that emits radio frequency signals.</li> <li>▪ Public safety agencies and local enforcement officials use LoJack when a user goes missing.</li> <li>▪ LoJack’s caregiver support organization is accessible by phone and email</li> </ul>	RFID
GPS Tracking and Navigation <a href="http://www.gpstn.net/Elderly_Tracking.htm">www.gpstn.net/Elderly_Tracking.htm</a>	<ul style="list-style-type: none"> <li>▪ GPS device installed in cars to monitor user’s speed and location</li> <li>▪ Caregivers access device through computer application</li> <li>▪ Email alert sent if the person is speeding or has entered a restricted area</li> </ul>	GPS
Google Tracker – Latitude <a href="http://www.google.com/latitude">www.google.com/latitude</a>	<ul style="list-style-type: none"> <li>▪ Portable location-tracker mobile phone application available on many phones</li> <li>▪ Caregivers and others can view user location from the computer or compatible phone device.</li> <li>▪ Google Location Alerts can trigger a text message alert if user goes outside of a specific area</li> </ul>	GPS, cell phone towers, Wi-Fi connections

The Center for Technology and Aging is committed to encouraging wider use of viable technologies that compare favorably on the following criteria: population applicability, health and economic outcomes, workforce relief, stakeholder readiness, and policy relevance.<sup>34</sup> Many RPM technologies have been discussed. Most have the potential to benefit a large portion of the older adult population as well as reduce the demands on the formal and informal workforce.

**Population Applicability:** Most of the discussed technologies are potentially beneficial to a significant population of older adults who are at-risk for moving to a higher level of care. Technologies may also be instrumental in enabling people with high-burden disabilities and chronic illnesses to better self-manage their health conditions and thereby prevent complications and injuries.

**Health and Economic Outcomes:** Credibly demonstrating improvements in health and economic outcomes is one of the largest challenges facing RPM. Randomized, controlled trials are the gold standard for demonstrating such improvements. However most technologies have been studied with less robust methods, e.g., pre-post observation studies. On the positive side, well-known and well-respected organizations, such as the Veterans Administration and Kaiser Permanente, have increasingly demonstrated “in practice” the benefits of RPM technologies.

**Workforce Relief:** In the medium to long term, some technologies may reduce demands on the ever-stretched workforce that cares for older adults — by encouraging greater self-management and other efficiencies. Expanding use of such technologies in the short term, however, may place extra burdens on this home care and health care workforce as well as caregivers. Many RPM technologies, for example, will require someone to train the patient or informal caregiver. Until the patient and caregiver can operate the technology without assistance, it is likely that a home or health care worker will be relied upon to lead the way.

**Stakeholder Readiness:** Stand-alone technologies may achieve more rapid adoption because they do not require buy-in from a complex web of stakeholders, nor do they require interoperability. Technologies that interface with multiple medical devices and information technologies may be adopted more slowly, as they often require EHRs to store and keep track of patient data. However, more complex, interoperable solutions may be needed, especially where breakdowns in communication are at the heart of the problem.

**Policy Relevance:** The \$787 billion American Recovery and Reinvestment Act of 2009, which included \$19.2 billion for health information technology (HIT), has brought EHRs to the forefront of the health care technology discussion. EHR adoption will be pivotal for use of integrated chronic disease RPM technologies. The massive amounts of data collected from

these technologies need to reside in an EHR to be accessed by clinicians and other health care professionals. Many third-party vendors have created data storage solutions, but integration within delivery systems in the long term will require EHR adoption.

Payment issues remain a powerful barrier to adoption and diffusion of RPM technologies. The Medicare Telehealth Enhancement Act (H.R. 2068), introduced into the U.S. House of Representatives in May 2009, would expand Medicare coverage of remote patient management services and establish a fee schedule for home health remote patient management services.<sup>33</sup> Initial provisions for RPM were introduced in health reform legislation.

## Conclusion

In summary, RPM technologies are poised to make an impact in several aspects of health and well-being: reducing avoidable costs (such as those for hospital readmissions) on a large scale, and helping older adults and their caregivers manage chronic diseases and the aftermath of acute care episodes, while contributing to higher levels of patient safety.

Through the Center's RPM Initiative and Diffusion Grants Program, it is our hope that many of the RPM technologies summarized in this report will soon be the subject of more comprehensive research and, ultimately, widespread adoption to improve the independence, safety, and health of older adults.



## Appendix A: Remote Patient Monitoring Detailed Process

Phase	Key Steps	Optimal Step Outcome
<b>Collect</b>	Monitoring Device Activated for Use	Patient, caregiver, clinician or third party activates or initiates device for passive data collection
	Device Obtains Information	Activated device passively or actively collects information
	Device Records Information	Information from device is recorded and stored for viewing and/or delivery
<b>Transmit</b>	Data Packaged	Data packaged in appropriate format for transmittal
	Data Delivered	Data transmitted via internet, telephone, short message service (SMS) text
	Data Received	Appropriate providers, caregivers, third parties, and/or the patient receive patient data information
<b>Evaluate</b>	Indicators Programmed	Indicators of thresholds and normal results programmed into algorithm or noted if reviewed by a healthcare worker
	Data Reviewed	Indicators are used to screen data for areas of possible concern. An algorithm can compile these results, or a healthcare worker can tabulate the information.
<b>Notify</b>	Alert Preparation	Device, intermediary software, or healthcare worker prepares the alert for transmission to care team via phone, text, pager, or email. In acute events alert sent according to structured hierarchy of the patient's health team.
	Alert Sent to Responder	Alerts sent to designated responders including, but not limited to, the patient, family, caregiver, direct care worker, clinician, emergency responders, etc.
<b>Intervene</b>	Responder contacts patient, caregiver or family	Responder contacts those who can provide assistance to the patient
	Intervention Occurs	Clinicians, emergency response, patient, caregiver, family, third party or the device intervenes in patient activity providing assistance if needed; Clinicians adjust treatment
	Education	Teach patient/caregiver/family about incident, how to avoid it, and how to handle it in the future

## Appendix B: List of Abbreviations

ACC	American College of Cardiology
ADL	Activities of Daily Living
AHA	American Heart Association
AHM	Automated Home Monitoring
CAD	Coronary Artery Disease
CCHT	Care Coordination/Home Telehealth
CHF	Congestive Heart Failure
COPD	Chronic Obstructive Pulmonary Disease
CMS	Centers for Medicare & Medicaid Services
CRT	Cardiac Resynchronization Therapy
DM	Disease Management
ECG	Electrocardiogram
ED	Emergency Department
EHR	Electronic Health Record
GPS	Global Positioning System
GSM	Global System for Mobile Communications
HRS	Heart Rhythm Society
ICD	Implantable Cardioverter Defibrillator
INR	International Normalized Ratio
IOM	Institute of Medicine
NCQA	National Committee for Quality Assurance
NIC	non-institutional care
PDA	Personal Digital Assistant
PERS	Personal Emergency Response System
PT	Prothrombin Time
RFID	Radio-frequency Identification
RF	Radio-frequency
RPM	Remote Patient Monitoring
SMS	Short Message Service
U-TDOA	Uplink Time Difference of Arrival
WPS	WiFi Positioning Service



## References

- 1 Centers for Disease Control and Prevention. Chronic Disease Prevention and Health Promotion. Healthy Aging. Available at <http://www.cdc.gov/chronicdisease/resources/publications/AAG/aging.htm>. Accessed January 9, 2010.
- 2 Litan, R. Vital Signs via Broadband: Remote Health Monitoring Transmits Savings, Enhances Lives. October report. 2008 Available at: <http://betterhealthcaretogether.org/news>.
- 3 Center for Technology and Aging. Technologies to Help Older Adults Maintain Independence: Advancing Technology Adoption; July 2009 Briefing Paper.
- 4 Centers for Disease Control and Prevention. Chronic Disease Prevention and Health Promotion. Healthy Aging. Available at <http://www.cdc.gov/chronicdisease/resources/publications/AAG/aging.htm>. Accessed December 20, 2009.
- 5 World Health Organization. Ten facts about chronic disease. Available at: [http://www.who.int/features/factfiles/chp/01\\_en.html](http://www.who.int/features/factfiles/chp/01_en.html). Accessed December 21, 2009.
- 6 Nobel J, Norman G. Emerging information management technologies and the future of disease management. *Disease Management*. December 2003, 6(4): 219-231.
- 7 Coye M, Haskelkorn A, DeMello S. Remote Patient Management: Technology-Enabled Innovation And Evolving Business Models For Chronic Disease Care. *Health Affairs*. 2009; 28: 126-135.
- 8 Bisognano M, Boutwell A. Improving transitions to reduce readmissions. *Frontiers of Health Services Management*. Spring 2009;25(3):3-10.
- 9 Center for Technology and Aging Presentation. American Society on Aging. September 11, 2009 with Suneel Ratan from Bosch.
- 10 New England Healthcare Institute. Fast Adoption of Significant Technologies. Detailed Technology Analysis: Home Telehealth. Available at [http://www.nehi.net/publications/42/detailed\\_technology\\_analysis\\_home\\_telehealth](http://www.nehi.net/publications/42/detailed_technology_analysis_home_telehealth): Accessed November 20, 2009.
- 11 Darkins A, et al. Care Coordination/Home Telehealth: The Systematic Implementation of Health Informatics, Home Telehealth, and Disease Management to Support the Care of Veteran Patients with Chronic Conditions, Telemedicine and e-Health. 2008, 14(10): 1118-1126.
- 12 Weintraub AJ, Kimmelstiel C, Levine D, et al. A multicenter randomized controlled comparison of telephonic disease management vs automated home monitoring in patients recently hospitalized with heart failure: SPAN-CHF II trial. Program and abstracts from the 9th Annual Scientific Meeting of the Heart Failure Society of America, September 18-21, 2005, Boca Raton, Florida. Recent and late breaking clinical trials.

## References, Continued

- 13 Kimmelstiel C, Levine D, Perry K, Patel AR, et al. Randomized, controlled evaluation of short- and long-term benefits of heart failure disease management within a diverse provider network: the SPAN-CHF trial. *Circulation*. 2004;110:1450-1455.
- 14 New England Healthcare Institute. Fast Adoption of Significant Technologies (FAST). Detailed Technology Analysis: Home Telehealth. Available at: [http://www.nehi.net/publications/42/detailed\\_technology\\_analysis\\_home\\_telehealth](http://www.nehi.net/publications/42/detailed_technology_analysis_home_telehealth): Accessed November 20, 2009.
- 15 Burri, Senouf. Remote monitoring and follow-up of PMs and ICDs. *Europace* 2009.
- 16 Burri, Senouf. Remote monitoring and follow-up of PMs and ICDs. *Europace* 2009.
- 17 Wilkoff BL, Auricchio A, Brugada J, Cowie M, Ellenbogen KA, Gillis AM et al. HRS/EHRA Expert Consensus on the Monitoring of Cardiovascular Implantable Electronic Devices (CIEDs): Description of Techniques, Indications, Personnel, Frequency Ethical Considerations: *Europace* 2008;10:707–25.
- 18 Varma N, Epstein A, Schweikert R, Love C, Shah JA. Irimpen: Evaluation of efficacy and safety of remote monitoring for ICD follow-up: the TRUST trial, *Circulation* 2008, Vol. 118, No. 22, 2316, Abstract 4078.
- 19 Tilly J, Reed P. Falls, wandering, and physical restraints: interventions for residents with dementia in assisted living and nursing homes. [www.alz.org/national/documents/Fallsrestraints\\_litereview\\_II.pdf](http://www.alz.org/national/documents/Fallsrestraints_litereview_II.pdf). Accessed November 15, 2010.
- 20 Kiely DK. Resident characteristics associated with wandering in nursing homes. *Int J Geriatric Psychiatry*. 2000;15(11):1013-1020.
- 21 Lohr S. Watch the Walk and Prevent a Fall. *New York Times*. November 7, 2009.
- 22 Centers for Disease Control and Prevention and The Merck Company Foundation. *The State of Aging and Health in America*. 2007.
- 23 Roush RE, Teasdale TA, Murphy JN, Kirk MS. Impact of a personal emergency response system on hospital utilization by community-residing elders. *South Med J*. 1995;88:917-922.
- 24 Gurley RJ, Lum N, Lo B, Katz MH. Persons found in their homes helpless or dead. *N Engl J Med*. 1996;334:1710-1716.
- 25 Tinetti ME, Speechley M, Ginter SF. Risk factors for falls among elderly persons living in the community. *N Engl J Med*. 1988 Dec 29;319(26):1701-7.

## References, Continued

- 26 Associated Press. At-home technology can monitor seniors for safety. Available at: <http://bostonherald.com/business/healthcare/view.bg?articleid=1221632>. Accessed January 9, 2010.
- 27 Cosseddu P, Bonfiglio A, Neelgund R, Tyrer H. Arrays of pressure sensors based on organic field effect: A new perspective for non invasive monitoring. Conference. 2009;1:6151-4.
- 28 Kangas M, Vikman I, Wiklander J, Lindgren P, Nyberg L, Jamsa T. Sensitivity and specificity of all detection in people aged 40 years and over. *Gait Posture*. 2009 Jun;29(4):571-4. Epub 2009 Jan 18.
- 29 Sposaro F, Tyson G. iFall: An android application for fall monitoring and response. *Conf Proc IEEE Eng Med Biol Soc*. 2009;1:6119-22.
- 30 Trafton, A. Balance problems? Step into the iShoe. MIT news. Available at: <http://web.mit.edu/newsoffice/2008/i-shoe-0716.html> Accessed December 29, 2009.
- 31 Nyan MN, Tay FE, Murugasu E. A wearable system for pre-impact fall detection. *J Biomech*. 2008 Dec 5;41(16):3475-81. Epub 2008 Nov 8.
- 32 Felder R, Alwan M. *Eldercare Technology for Clinical Practitioners*. Totowa, N.J. : Humana, 2008.
- 33 Wu W, Au L, Jordan B, Stathopoulos T, Batalin M, Kaiser W. *The Smartcane System: An Assistive Device for Geriatrics*. 2008.
- 34 Center for Technology and Aging. *Technologies to Help Older Adults Maintain Independence: Advancing Technology Adoption*; July 2009 Briefing Paper.
- 35 Govtrack.us Text of H.R. 2060: Medicare Telehealth Enhancement Act of 2009. Available at: <http://www.govtrack.us/congress/billtext.xpd?bill=h111-2068> Accessed December 15, 2009.

## About the Center for Technology and Aging

The Center for Technology and Aging ([www.techandaging.org](http://www.techandaging.org)) supports more rapid adoption and diffusion of technologies that enhance independence and improve home and community-based care for older adults. Through grants, research, public policy involvement and development of practical tools and best practice guidelines, the Center serves as an independent, non-profit resource for improving the quality and cost-effectiveness of long-term care services. The Center was established with funding from The SCAN Foundation ([www.thescanfoundation.org](http://www.thescanfoundation.org)) and is affiliated with the Public Health Institute ([www.phi.org](http://www.phi.org)) in Oakland, CA.



Center for  
Technology and Aging

*An Initiative of The SCAN Foundation  
and Public Health Institute*

555 12th Street, 10th Floor  
Oakland, CA 94607  
[www.techandaging.org](http://www.techandaging.org)